

# ROBUST. INNOVATIVE. WASHROOMS.

FOR USE IN THE COMMERCIAL,  
HEALTHCARE AND SECURE SECTORS



# Wallgate®

ROBUST. INNOVATIVE. WASHROOMS

[wallgate.com](http://wallgate.com)

# CONTENTS

Welcome to Wallgate, global leaders in the design and manufacture of robust, innovative washrooms.

## 01 ABOUT WALLGATE

- 01 Introduction
- 02 Why Wallgate?
- 03 Range overview

## 04 COMMERCIAL

- 06 Working in the commercial sector
- 16 Commercial products

## 22 HEALTHCARE

- 24 Working in the healthcare sector
- 26 Healthcare products
- 32 Innovators in healthcare

## 34 SECURE

- 36 Working in the secure sector
- 40 Secure products

- 46 Innovative technology
- 47 Solid surface technology
- 48 Hand soap & cleaning materials
- 49 Aftercare
- 49 Anti-ligature

## Wallgate services:

- ▮ Nationwide service engineers
- ▮ Technical support
- ▮ Commissioning
- ▮ Training
- ▮ Genuine parts
- ▮ Soap and consumables
- ▮ Maintenance contracts
- ▮ Network commissioning

FULL  
DETAILS  
ONLINE

For full product details including BIM, NBS Plus and CAD drawings, visit [wallgate.com](http://wallgate.com)

Tel: +44 (0) 1722 744 594

Email: [sales@wallgate.com](mailto:sales@wallgate.com)



# INTRODUCING WALLGATE

Wallgate is a market leader and specialist in the design and manufacture of robust, innovative, efficient washrooms and sanitaryware solutions. With over 40 years' experience our bespoke manufacturing capabilities and efficient water management systems ensure you get highly effective washrooms and bathrooms.

Headquartered in the UK, with a network of partners across Europe, North America, Australasia, Asia and South Africa, our innovative and robust washrooms are solving customer problems the world over.

Our high quality solid surface products have enabled end users to benefit from the most robust sanitaryware. This eliminates many of the problems experienced when using conventional washroom materials and products.

Designed to normalise the washroom environment, the durability of our

products when coupled with our intelligent water management systems, offers significant water and energy savings, giving you comprehensive water control.

Working closely with you, we provide expertise in product specification and building layout recommendations to ensure construction costs are minimised and operational energy and water efficiencies are maximised. We provide solutions that meet the specification and continue to work hard thereafter.



# WHY WALLGATE WASHROOMS WORK HARDER


At Wallgate we are excited by the freedom to innovate; solve washroom and sanitaryware problems with clever, considered, and imaginative solutions. We believe this is forged from decades of experience, determination, and persistence.

Our story is one of change, innovation and development. This innovative and willing-to-help approach guides and dictates how we work, and how we work with others, to be part of their story too, working hard together to produce the perfect designs and best-fit

products so we always achieve the most effective and efficient end result. We know the importance of hygiene and the need to efficiently manage water and energy use in the commercial, healthcare and secure environments.

We see ourselves as problem solvers, looking to tackle some of the big questions and deliver successful solutions.

## ROBUSTNESS, INNOVATION AND QUALITY IN EVERYTHING WE DO



### ROBUST

Sturdy in construction, designed to withstand impact and can operate without failure under a variety of conditions



### INNOVATIVE

Working closely with industry leaders to design solutions that improve washrooms and sanitaryware solutions and provide a better user experience



### QUALITY

Designed and manufactured to the highest international standards

## PRODUCT RANGE




HAND WASH DRYERS



BASINS & VANITY TOPS



WC PANS



WC PAN & URINAL FLUSHING



URINALS & ACCESSORIES



BATHS



SHOWERS



ACTIVATION & CONTROL



WASHROOM ACCESSORIES

WE CAN ALSO WORK WITH YOU TO CREATE BESPOKE WASHROOM SOLUTIONS TAILORED TO YOUR PROJECT'S NEEDS





# ROBUST. INNOVATIVE. COMMERCIAL WASHROOMS

EDUCATION



LOCAL AUTHORITY



TRANSPORT



RETAIL



OFFICE





# SMARTER WASHROOMS CREATED FOR THE EDUCATION SECTOR



Manufactured to be reliable, durable and robust, our solid surface sanitaryware products are ideal for the education sector.

The busy corridors and washrooms in schools, colleges and universities are exposed to a high volume of use, which require a robust, long-lasting, reliable washroom solution.

Solid surface is easy to maintain and the best solution in environments

where standard sanitaryware is not enough. What's more, our sanitaryware and intelligent water controls are designed to be efficient in water and energy use, providing your buildings with economical washrooms for years to come.

## HOW DOES WALLGATE SANITARYWARE BENEFIT THE EDUCATION SECTOR?

- ROBUST:** Sturdy in construction, designed to withstand impact and can operate without failure under a variety of conditions
- DURABILITY:** Capable of withstanding wear and tear or decay over many years of use
- RELIABILITY:** Offering reliable products that always deliver as promised, and exceed expectations
- LONGEVITY:** All products have extremely long life spans proven to last 25 years or more
- RESOURCE EFFICIENT:** Efficient use of water and power by using resources sustainably while minimising impact on the environment
- EASY TO MAINTAIN:** Designed for ease of installation with minimal ongoing maintenance



**"Wallgate provide great service, the Thrri is a brilliant product; it has saved the school a lot of money in soap and is extremely hygienic. Their products are robust, perfect for this industry – I can't fault them!"**

Nick Trimby  
School Site Manager, Kingdown School

Working with a vast number of schools and universities over many years, we know the sector inside out and are one of the most trusted washroom solution providers in the country.

With extensive experience in the education sector, we know being flexible is key, so all our services can be tailored to your project's needs and accompanied by expert advice.

## ROBUST, RELIABLE, LONG-LASTING WC PANS

**Featured model:** anti-vandal solid surface back-to-wall WC pan with integral solid surface seat



**SOLID SURFACE**  
SEE PAGE 47  
FOR MORE

## HAND WASH DRYERS THAT SAVE MONEY AND IMPROVE FOOTFALL



**14 COLOURS**  
SEE PAGE 47  
FOR MORE

**Featured model:** compact solid surface automatic hand wash dryer



## THRII HAND WASH DRYERS A HIT AT BOHUNT SCHOOL

Bohunt Secondary School has recently installed eight black solid surface Wallgate Thrii's in a new toilet block, bringing the total within the school to 34 units across seven toilet blocks.

Located in Liphook Hampshire, Bohunt is a secondary school with over 1575 students enrolled. Wallgate has worked closely with Bohunt for over 10 years, supplying hand wash units as the school has grown.

Julie Ivory, Operations Manager at Bohunt School commented: "At Bohunt we have limited space for school washrooms, which make these hand wash dryers ideal. The students love the innovative design and the units helped us save huge amounts on paper towels and soap."

Phil Thorne, Commercial Manager at Wallgate said: "These washrooms have a high student footfall and the fact that the hand wash dryers installed 10 years ago are functioning as well as the day they were installed really does prove that Wallgate products are built to last. The Thrii is the latest model, which continues this durability along with stylish aesthetics and improved energy and water savings."

# HIGHLY-EFFECTIVE, DURABLE WASHROOMS FOR LOCAL AUTHORITIES



Public buildings, such as community-based services, employment centres, libraries and public toilets, need highly durable, long-lasting, disabled-use compliant and anti-vandal washrooms.

For high footfall public washrooms, where durability and longevity are vital, hardwearing cost effective sanitaryware is necessary. Through decades of product innovation we

have created a versatile range of durable washroom solutions that typically last more than 25 years.

## HOW DOES WALLGATE SANITARYWARE BENEFIT LOCAL AUTHORITIES?

- ANTI-VANDAL:** Products designed and manufactured to withstand deliberate destruction or damage
- LONGEVITY:** All products have extremely long life spans; proven to last 25 years or more
- DURABILITY:** Capable of withstanding wear and tear or decay over many years of use
- RELIABILITY:** Offering reliable products that always deliver as promised, and exceed expectations
- EASY TO MAINTAIN:** Designed for ease of installation with minimal ongoing maintenance
- EXCELLENT SERVICE:** Providing a friendly and positive service offering problem-solving solutions to ensure customer needs are always met



**“We have been working closely with Wallgate for over 20 years and currently have 56 hand wash dryers installed along with a range of WC pans and urinals. Wallgate’s product lines are well designed, very robust and are long lasting. They are a great company to deal with and we have full trust in them.”**

Jasmine Wilson  
Ceredigion County Council, Aberystwyth and  
Chairman, British Toilet Association

Here at Wallgate we can help create a pleasant and durable washroom environment, which promotes hygiene and minimises operating costs in public washrooms.

We have extensive experience and an excellent track record in delivering services to the public sector. There are many local authorities and public service organisations up and down the UK that rely on us to supply them with reliable, robust, long-lasting products and services.

## ROBUST, RELIABLE, LONG-LASTING WC PANS



**Featured model:** anti-vandal solid surface back-to-wall WC pan with integral solid surface seat

**SOLID SURFACE**  
SEE PAGE 47 FOR MORE

## HAND WASH DRYERS THAT SAVE MONEY AND IMPROVE FOOTFALL



**Featured model:** solid surface and stainless steel automatic hand wash dryers

**14 COLOURS**  
SEE PAGE 47 FOR MORE



## WALLGATE HELPS IMPROVE PUBLIC CONVENIENCES IN THE NEW FOREST

The Barton Court project was highlighted as part of a three year refit programme to improve public conveniences in the New Forest region. With a strong focus on maximising water and energy efficiency and a previous successful working relationship with Wallgate, it was an obvious choice for New Forest District Council to appoint Wallgate again to carry out the supply and installation work to these washrooms.

Stewart Phillips, Senior Street Scene Supervisor at New Forest District Council commented on the products used during the refit: “We used the Thrii hand wash unit and multi-unit flush pack. The Thrii hand wash dryer was our first choice – it is robust, durable and resistant to the coastal environment and salt atmosphere which was ideal for his project.

“The Wallgate team also developed a combined paper dispenser and bin holder to meet the original requirements for improving the overall efficiency of the building. Wallgate products always allow us to meet the project requirements, whether it’s a simple or challenging scenario.”



# VERY EFFICIENT WASHROOMS FOR THE TRANSPORT INDUSTRY



Washrooms in transport areas often experience a high level of use and can be prone to vandalism, so they must be tough and long-lasting in design.

At Wallgate we provide bespoke sanitaryware solutions to meet the transport industry's washroom specifications, including reliability, robustness, water and energy efficiency, ease of maintenance and more.

Our hardwearing sanitaryware products provide the ideal solution

for motorway services, train stations and carriages, cruise ships, airports and other public use applications in the transport sector. What's more, our sanitaryware and intelligent water controls deliver efficient water and energy use providing you with cost effective washrooms for years to come.

## HOW DOES WALLGATE SANITARYWARE BENEFIT THE TRANSPORT SECTOR?

- ROBUST:** Sturdy in construction, designed to withstand impact and can operate without failure under a variety of conditions
- RELIABILITY:** Offering reliable products that always deliver as promised, and exceed expectations
- RESOURCE EFFICIENT:** Efficient use of water and power by using resources sustainably while minimising impact on the environment
- EASY TO MAINTAIN:** Designed for ease of installation with minimal ongoing maintenance
- INNOVATION:** Working closely with industry leaders to design solutions that improve washrooms and sanitaryware solutions and provide a better user experience
- LONGEVITY:** All products have extremely long life spans proven to last 25 years or more



"Wallgate has been a key supplier of our hand wash dryer units that sit within our toilet modules. For over 10 years we have worked with them on many occasions including the Stansted Express, South West Trains, Turbostar and Southern Trains projects. Wallgate is a reliable, trustworthy supplier that go the extra mile to provide a solution specifically to suit our project's needs."

Martin Sharratt  
Procurement Rolling Stock, Bombardier

We proudly work with many organisations within the transport industry across the world and understand the constraints on time and resources that they face on a daily basis.

Having worked with industry-leading companies such as Bombardier, Porterbrook and Carnival, we know that each organisation has its own specific requirements. A tailored solution is needed and Wallgate delivers just that, day in, day out.

## ROBUST, RELIABLE, LONG-LASTING HAND DRYERS

**Featured model:**  
railway compliant hand wash dryer

**SOLID SURFACE**  
SEE PAGE 47 FOR MORE

## HANDWASH DRYERS THAT SAVE MONEY AND IMPROVE FOOTFALL

**Featured model:**  
solid surface marine environment hand wash dryer

**14 COLOURS**  
SEE PAGE 47 FOR MORE



## WALLGATE SUPPLIES NEW CARNIVAL VESSELS

Following on from our initial success; supplying the Carnival Freedom Cruise Ship, Wallgate has now delivered hand washing facilities to several vessels in the Carnival fleet. The Thrii Marine was primarily chosen as a hand wash solution for customers using on-board restaurant facilities and has since been very well received.

The Thrii Marine was developed with Carnival Cruise Line using their corporate colours and is capable of withstanding the onslaught of marine environments. Wallgate has now supplied units to the Carnival Spirit, Carnival Liberty, Carnival Triumph, Carnival Conquest Carnival Glory, Carnival Imagination and Carnival Breeze.

Phil Thorne, Commercial Manager said: "This has been an exciting opportunity for us to work with Carnival Cruise Line. Making a product that can withstand such a harsh maritime environment whilst also meeting the needs of the customer and users really does show Wallgate's capabilities as a problem solver."

Recently Wallgate has delivered a new stainless steel version of the hand washing facilities to Carnival Cruise Line for their brand new ship the Carnival Vista. The vessel is 1062 feet long and can hold up to 3934 guests, making it the largest ship in the Carnival fleet. The Thrii Marine has been approved for use in the USA market.

# TIME SAVING, ENERGY EFFICIENT WASHROOMS FOR THE RETAIL SECTOR



Shopping centres are exposed to very high footfall over long periods of time, making the installation of long-lasting, cost and resource efficient washroom solutions essential.

Our high quality solid surface sanitaryware products provide long-term benefits over traditional washrooms in both reliability and efficient use of water and power,

reducing your maintenance costs and helping to be environmentally responsible.

## HOW DOES WALLGATE SANITARYWARE BENEFIT THE RETAIL SECTOR?

- RELIABILITY:** Offering reliable products that always deliver as promised, and exceed expectations
- QUALITY:** Designed and manufactured to the highest international standards
- RESOURCE EFFICIENT:** Efficient use of water and power by using resources sustainably while minimising impact on the environment
- RESOURCE MANAGEMENT:** Control of resource consumption with data analysis and reporting
- EASY TO MAINTAIN:** Designed for ease of installation with minimal ongoing maintenance
- INNOVATION:** Working closely with industry leaders to design solutions that improve washrooms and sanitaryware solutions and provide a better user experience



**"We required something modern, aesthetically pleasing but most importantly robust and Wallgate fitted the bill perfectly. The Old George Mall required both anti-vandal toilets and hand wash dryers; Wallgate was the obvious choice because its products are extremely durable and long-lasting. We would use Wallgate without any hesitation and will continue to specify its products for the foreseeable future."**

Mick Byrne  
Operations Manager, Old George Mall

At Wallgate we are experienced in developing partnerships with some of Europe's leading retailers. We deliver a wide range of services to many customers at numerous sites across Europe.

From local stores to national chains, we provide a reliable service and most importantly robust, innovative products to help deliver time and energy efficient washrooms.

## HAND WASH DRYERS THAT SAVE MONEY AND IMPROVE FOOTFALL

**Featured model:** solid surface automatic hand wash dryer



**SOLID SURFACE**  
SEE PAGE 47 FOR MORE



**Featured model:** stainless steel automatic hand wash dryer



## THRII PART OF NEW LOOK AT QUEEN'S SQUARE SHOPPING CENTRE

Following a major refurbishment, the Queen's Square Shopping Centre reopened its public washrooms with Wallgate's Thrii hand wash facilities proving very popular.

Shopping malls rely heavily on feedback from their customers. Aaron Powell, the Centre's Operations Manager commented that: "Twelve months on from re-opening the public conveniences to our customers our satisfaction with the Wallgate products is still very high – and our customers think so too!"

"Using Wallgate Thriis within the public toilets has provided the business with a measurable improvement in performance within this area, leading to cost savings in reduced water consumption, M&E costs, and consumables."

Wallgate's Commercial Manager, Phil Thorne was pleased but not surprised at the Centre customers' feedback: "These energy and water saving Thriis offer a very clean and hygienic solution for busy washrooms and we have found one of the key features of any successful shopping mall is offering their shoppers clean, attractive washrooms."



# RELIABLE & EFFICIENT WASHROOMS FOR OFFICES



We can help create a pleasant, durable and low maintenance washroom environment which efficiently manages energy and resource consumption and reduces operating costs.

Our range of hardwearing solid surface, innovative and highly efficient sanitaryware products provide all of that and more. Our washrooms deliver efficient water

and energy usage while also promoting good hygiene, providing your building with clean and economical washrooms for years to come.

## HOW DOES WALLGATE SANITARYWARE BENEFIT THE WORKPLACE?

- RESOURCE MANAGEMENT:** Control of resource consumption with data analysis and reporting
- RELIABILITY:** Offering reliable products that always deliver as promised, and exceed expectations
- RESOURCE EFFICIENT:** Efficient use of water and power by using resources sustainably while minimising impact on the environment
- QUALITY:** Designed and manufactured to the highest international standards
- EASY TO MAINTAIN:** Designed for ease of installation with minimal ongoing maintenance
- INNOVATION:** Working closely with industry leaders to design solutions that improve washrooms and sanitaryware solutions and provide a better user experience



**“My experience with Wallgate from start to finish was excellent. Their products are not only very robust but are aesthetically pleasing. We were looking for a vandal resistant product to be installed in a high duty washroom facility refurbishment and Wallgate was the obvious choice.”**

Ryan Harris  
Sales / Technical Director, Orm Import and Export Limited

After more than 40 years in the industry, Wallgate has serviced a wide range of offices, large and small, nationwide, providing them with bespoke products, services and consumables.

Many of our customers have stayed with us for decades because they know we are reliable, trustworthy, specialists and most importantly, an expert solution provider.

## ROBUST, RELIABLE, LONG-LASTING WC PANS

**Featured model:**  
wall hung WC pan with hinged seat



**SOLID SURFACE**  
SEE PAGE 47 FOR MORE

## DURABLE HARDWEARING BASINS



**Featured model:**  
solid surface basin with taps



## ROBUST, EFFICIENT WASHROOM SOLUTION FOR NAISH FELTS

The office washroom facilities at Wiltshire-based felt manufacturer, Naish Felts, required a complete refurbishment and refit to their 'sixties' building due to wear and tear over the last 50 years.

The specification included renewal of all toilets, basins and hand wash units for both mens and ladies washrooms. Naish Felts also took advantage of the full package Wallgate offers, and continue to use its maintenance and soap as ongoing services.

Geoff Naish, Commercial Director at Naish Felts commented: "We were recommended Wallgate because of their specialist knowledge to be able to specify and install, however bespoke the project. Our expectations have been exceeded and we would definitely use their team again."

The feedback we have had from staff has been great, everybody is happy with the upgrade; I would soon hear about it if they were not up to scratch!"

The refurb job was straight-forward, easy and hassle-free, allowing the project to be completed on schedule.

# COMMERCIAL PRODUCTS



## WALLGATE THRII® HAND WASH DRYERS

The Thrii is the next generation all-in-one hand wash dryer unit that gives you complete control in the washroom.

It combines an attractive design with features that offer significant advantages over traditional washroom solutions. State-of-the-art technology

and simple to use controls allow you to customise the Thrii to suit your specific requirements.

- Dispenses the soap as either liquid or foam
- 3-dryer speed settings
- Uses less than 0.3 litres of water per cycle
- Less than 0.02kWh electrical power per cycle
- Rapid wash cycle completed in 30 seconds
- Optional intelligent instantaneous water heater
- Front or rear service access
- Solid surface or stainless steel fascias
- Fascia and door made as one piece for effective cleaning
- Option to order Thrii 'engine' without fascia for bespoke fitting

SAVE OVER  
**70%**  
ON YOUR  
RUNNING  
COSTS





## VERSATILE DESIGN FOR BASINS AND VANITY TOPS

Our range of basins cater for all applications within the commercial sector.

There are recessed, wall mounted and corner fit basins, together with vanity-top options. All can be coupled with our powerful water management systems.

Our comprehensive range of basins and vanity tops offer a one-stop-solution and are guaranteed to provide you with the right sanitaryware products for your project, offering value, performance and design.



**Featured product:** solid surface vanity top with multiple bowl positions

### FEATURES AND BENEFITS

- Extremely robust
- A wide range of tap and activation options
- Many sizes and shapes available
- Designed to protect the services
- Simple installation
- Available in a range of colours
- Easy to clean
- Hygienic



**Featured model:** front fixed solid surface basin with shroud

## EXTREMELY ROBUST WC PANS & URINALS

Our range of WC pans are made of highly damage-resistant, high grade solid surface material.

All models are of domestic appearance. The ST models have a permanently bonded, non-movable, solid surface seat. With approval for

dual flush, our range of WCs are compatible with a wide range of flushing methods.



**SOLID SURFACE**  
ASK FOR A SAMPLE

### FEATURES AND BENEFITS

- Highly vandal-resistant
- Proven 25+ years life
- Contrasting seat colours
- Range of activation and control options
- Improved hygiene
- Hinged or fixed seat options
- Disabled compliant options
- Approved for low flush volumes
- Available in a range of colours
- Floor standing and wall hung pan options

**Featured model:** vandal-resistant solid surface back to wall WC pan with integral solid surface seat

We also manufacture a range of very tough urinals and urinal dividers for public washrooms, all made from highly durable solid surface composite material.

They are available in exposed or hidden service options, with or without associated pipework or cisterns.

- Fully programmable including hygiene flush cycle
- Highly polished finish for ease of cleaning
- Solid surface finish available in a range of colours

- Highly cost effective
- Highly vandal-resistant
- Long lasting, proven 25 years+ product life
- Piezo and/or infrared activation



## HIGHLY EFFICIENT FLUSHING SYSTEMS & WATER CONTROLS

We offer a wide selection of WC and urinal flush options for use with our range of sanitaryware.

These include mechanical, pneumatic or electronic cistern activation and electronic or pneumatic direct flush.

Our range of flush options have been designed and developed to

- Low cost of installation
- Low maintenance costs
- Highly water efficient
- Minimal service duct space required
- Dual flush capability
- Robust and reliable
- Easy to install
- Piezo and/or infrared activation capable



We also provide a comprehensive range of electronic water management controls specifically developed for commercial environments.

Designed to assist with the management of waterborne infection, the electronics incorporate features such as hygiene flush and data logging.

- Easy to install
- Very cost effective
- Low voltage activation
- Highly energy and water efficient
- Individual outlet or global setting capability
- Hygiene purge cycle
- Operates up to 8 valves
- Independent control of multiple outlets
- Easily programmable
- Prevents flooding and other abuse
- Piezo and/or infrared activation capable



control system when used with alternative sanitaryware.

We offer an electronic controller range which has the ability to manage your entire water services.

## COMMERCIAL WASHROOM ACCESSORIES

We provide a range of communal washroom accessories to complement our main sanitaryware items including taps, drinking fountains, hand rails, robust shelves, mirrors and toilet roll holders, all of which are made to the exact same highly robust standards.



### POPULAR ACCESSORIES

Our accessories have been specifically developed to complement our core range of sanitaryware products, providing you with a fully integrated washroom.

The range includes:

- Shelves
- Mirrors
- Grab rails
- Toilet roll holders
- Taps
- Thermostatic mixing valves
- Nappy chutes
- Drinking fountains
- Tissue dispensers
- Hand dryers



FIND MORE ACCESSORIES ONLINE





ROBUST.  
INNOVATIVE.  
HEALTHCARE  
WASHROOMS





# WALLGATE, THE IDEAL CHOICE FOR HEALTHCARE



Working closely with the NHS and private care providers, we have developed the ideal range of sanitaryware products suitable for all mental healthcare applications from low risk environments to high security forensic healthcare.

These products are designed to be normal in appearance, highly damage-resistant and anti-ligature. What's more, our intelligent water controls help manage the behaviour

of the service user and deliver efficient water and energy use. They help prevent infection, providing your buildings with safer and cost effective washrooms for years to come.

## HOW DOES WALLGATE SANITARYWARE BENEFIT THE HEALTHCARE SECTOR?

- ANTI-LIGATURE:** Designed and tested to reduce the risk of being used as a ligature attachment point
- DAMAGE-RESISTANT:** Designed and manufactured to be extremely robust, withstanding deliberate misuse or damage
- NORMALISATION:** Designed to appear and operate as conventional washrooms, providing a familiar, secure and normalised environment
- USER MANAGEMENT:** Intelligently controlling user usage to maximise efficiencies while recording data and patterns for analysis
- INNOVATION:** Working closely with industry leaders to design solutions that improve washrooms and sanitaryware solutions and provide a better user experience
- EASY TO MAINTAIN:** Designed for ease of installation with minimal ongoing maintenance



**"I have been specifying Wallgate for around 10 years. I have every confidence in their products and really value their specialist advice when I'm putting together a project specification. Wallgate is a great company to work with and they will go that extra mile to help you find the correct products."**

**John Scott**  
Capital Developments Manager, Birmingham & Solihull  
Mental Health NHS Foundation Trust

We design and manufacture sanitaryware products specifically for use in secure mental healthcare environments worldwide.

We are confident we will provide the best integrated solution for any mental healthcare project. We are well positioned to provide an efficient and innovative solution to your washroom requirements; with a presence in a number of high profile hospitals including Broadmoor, Lambeth and the Longley Centre.

## ROBUST, RELIABLE, LONG-LASTING BASINS



**Featured model:**  
anti-ligature solid surface basin with dual outlets & Piezo activation

## ROBUST, RELIABLE, LONG-LASTING WC PANS



**Featured model:**  
anti-ligature solid surface WC pan with fixed seat



## WALLGATE SANITARYWARE CHOSEN FOR NEW BROADMOOR HOSPITAL PROJECT

Wallgate has a long history of working closely with West London Mental Health NHS Trust (WLMHT) and supplying products to Broadmoor Hospital – the current new build project is no exception.

Working closely with Kier Major Projects, architects Gilling Dodd and WLMHT, we have developed sanitaryware and electronic control to meet the specific requirements of this high secure facility. Our products include a new range of high security mirrors, temperature adjustable patient showers and a high level of electronic water management to give staff full and safe control over the services within the secure washrooms. In addition these products help maintain a normalising or non-institutional environment.

Work on Broadmoor Hospital includes 234 high secure mental health bedrooms with phase 1 being ready to accept patients from 2017.

Charles Drew, Secure Sales Manager said: "Broadmoor Hospital is one of the biggest developments in the high secure mental healthcare market in the UK and it is a privilege to be involved in such a prestigious project. The Wallgate products involved were developed to enhance safety and security, while normalising the environment and it is a delight to see them incorporated on this project."



# HEALTHCARE PRODUCTS



## EXTREMELY ROBUST WC PANS

Our range of WC pans are made of highly damage-resistant, high grade solid surface material.

All models are of domestic appearance to assist in normalising the environment and where necessary they are anti-ligature in design. The 'AST' models have a permanently bonded non-movable, anti-ligature solid surface seat.

With dual flush approval, our range of WCs are compatible with a wide range of flushing methods.

**SOLID SURFACE**  
SEE PAGE 47 FOR MORE



### FEATURES AND BENEFITS

- Anti-ligature
- Normalising environment
- Highly damage-resistant
- Improved hygiene
- Highly robust
- Easily re-finished to retain appearance
- Contrasting seat colours
- Range of activation and control options
- Disabled compliant options
- Approved for low flush volumes
- Hinged or fixed seat options
- Range of colours
- Floor standing or wall hung options

## INNOVATIVE DESIGN FOR BASINS AND VANITY TOPS

Our range of solid surface basins and vanity tops are designed to be anti-ligature and tough yet normal in appearance.

To aid infection control, all basins are manufactured as one piece and designed with clean smooth lines to avoid retaining dirt.

Water activation is via infrared or Piezo sensors dispensing through

anti-ligature, regulated water outlets. All services to and from the basin are concealed, managed by our electronic controllers.



### FEATURES AND BENEFITS

- Highly robust
- Long lasting, proven 25 years+ product life
- Highly polished finish for ease of cleaning
- Anti-ligature design
- Normalises the environment
- Assists in the prevention of self-harm

### CUSTOM VANITY TOPS

Designed to be robust, anti-ligature and domestic in appearance they are manufactured specifically for your project requirements from high-grade solid surface materials finished as a one piece seamless construction; with a wide range of anti-ligature bowls, taps and activation options.



**Featured model:**  
vanity top with  
under mount basin  
and taps

## SAFE, RELIABLE SHOWERS & BATHS

We produce a range of anti-ligature shower heads and solid surface baths for use in the secure healthcare environments.

The water activation and flow is via anti-ligature Piezo buttons or infrared sensors and integral water outlets, all managed by our WDC range

of controllers. There is a selection of bath panel options to suit any configuration.

### SHOWERS

We have a number of anti-ligature shower activation options ranging from simple pre-set single temperature, through to thermostatically controlled user choice, catering for all patient groups.

Each can be dispensed through wall or ceiling mounted anti-ligature shower heads including a detachable option. All are managed by our WDC range of controllers.



**SOLID SURFACE**  
SEE PAGE 47 FOR MORE





## INTELLIGENT WATER CONTROLS

We provide a comprehensive range of electronic water management controls specifically developed for the secure healthcare environment. The range has been designed to assist with the management of the patient and the prevention of waterborne infection.

The electronics can be networked to a central control point for remote operation or operate as independent devices.

While our controls are designed to integrate seamlessly with our



specialist range of sanitaryware, they can also be supplied as a standalone system to give the benefits of a well-managed control system when used with existing sanitaryware.

We also offer a range with pneumatic or mechanical activation.

- Automatic timed flow
- Automatic lockouts
- Fully programmable
- Operates up to 8 outlets
- Fully plug and play
- Low voltage, Infrared or Piezo activation

- Hygiene and maintenance purging
- Remote water isolation
- Local or networked capability
- Automatic data logging – all parameters



## HIGHLY EFFICIENT FLUSHING SYSTEMS

We offer a wide selection of WC and urinal flush options available as standalone items or used in conjunction with our sanitaryware ranges.

These include electronic, pneumatic and mechanical cisterns and direct flushing valves with a wide range of robust activation devices.

- Highly water efficient
- Minimal service duct space required
- Dual flush capability
- Robust and reliable
- Piezo and/or infrared activation
- Concealed to prevent abuse

## HEALTHCARE WASHROOM ACCESSORIES

We provide a range of anti-ligature washroom accessories to complement our main sanitaryware items including taps, hand rails, shelves, mirrors, toilet roll holders and water outlets, all of which are made to the exact same highly robust standards.



### POPULAR ACCESSORIES

Our accessories have been specifically developed to complement our core range of sanitaryware products providing you with a fully integrated washroom.

#### The range includes:

- Mirrors
- Shelves
- Toilet roll holders
- Anti-ligature grab rails
- Urinals
- Anti-ligature taps
- Key switches
- Floor drains



FIND MORE ACCESSORIES ONLINE



# EXPERT INNOVATORS IN HEALTHCARE

We are the market leader and specialist in the design and manufacture of robust, innovative, efficient washrooms and sanitaryware solutions, making us the ideal choice for the mental health sector.

With bespoke manufacturing capabilities and in-house R&D, we provide highly effective washroom solutions to suit your needs. Our secure anti-ligature, normalising yet highly robust sanitaryware combined with its electronic water management control systems assist with the management of the service user.

High quality solid surface sanitaryware eliminates many of the problems experienced by the use of conventional washroom materials and products.

We provide expertise in product design and selection in relation to the patient's needs and room layout, minimising construction and maintenance costs to create a

patient-friendly environment with familiar washroom solutions that exceed expectations.

Already the chosen sanitaryware partner for the mental health Better Bedroom initiative, we are proud to have developed our innovative dementia product range as part of the Design in Mental Health drive to develop best practice dementia care.

Our development team has been working closely with experts in the field of dementia to understand the challenges and difficulties in providing a bathroom range that supports the care team and improves patient quality of life.

"Over 85% of NHS Mental Health Trusts already benefit from working with Wallgate."



## DAISY HILL DEMENTIA UNIT

Wallgate has worked closely with Bradford District Care Trust's architect, DLA Freeman White and the University of Stirling's Dementia Services Development Centre (DSDC) to introduce a new range of 'dementia-friendly' colours for its anti-ligature fixed toilet seats for the award winning Dementia Assessment Unit Centre at Daisy Hill House, Bradford.

The chosen solid grey colour was first developed for the dementia unit before being launched as a standard colour. It was agreed as dementia-friendly by the DSDC following the identified need for the white pan to have a minimum of 30LRV of colour difference to its seat, with a solid colour appearance without speckles.

The centre, which achieved 'Gold' standard from DSDC in their design accreditations; the first and currently only refurbishment project to receive this award, cares for patients with complex mental health issues requiring therapeutic spaces.

As mental healthcare continues to create more welcoming and normal environments, Wallgate sanitaryware and controls develop too, and together will continue creating normal and safe en-suites and bathrooms.





# ROBUST. INNOVATIVE. SECURE WASHROOMS

PRISONS



POLICE & IMMIGRATION





# HIGHLY SECURE WASHROOMS FOR PRISONS



In the prison sector, anti-ligature and anti-vandal sanitaryware together with well managed water control systems are essential when installing washrooms for the secure sector.

Our solid surface range is engineered from a high-grade polyester resin making the product extremely tough, chemical-resistant, exceptionally hardwearing and very reliable.

Our sanitaryware products are BS EN33 compliant, low flush

volume and UK Ministry of Justice Safer Cell approved. When coupled with our intelligent water, power, and lighting controls, they are suitable for use within both the toughest and the highest risk areas.

## HOW DOES WALLGATE SANITARYWARE BENEFIT THE PRISON SECTOR?

- APPROVED:** All products meet the highest industry, market and national approvals
- RELIABILITY:** Offering reliable products that always deliver as promised, and exceed expectations
- ANTI-LIGATURE:** Designed and tested to reduce the risk of being used as a ligature attachment point
- ROBUST:** Sturdy in construction, designed to withstand impact and can operate without failure under a variety of conditions
- USER MANAGEMENT:** Intelligently controlling user usage to maximise efficiencies while recording data and patterns for analysis
- NORMALISATION:** Designed to appear and operate as conventional washrooms, providing a familiar, secure and normalised environment



Our comprehensive range of anti-ligature, anti-vandal sanitaryware products are used widely among prisons worldwide. HMP Berwyn, HMP Low Moss and Ravenhall in Australia, just to name a few.

With over 40 years' experience and a high-end portfolio of clients, we have an excellent relationship with prison services worldwide, supplying quality, robust, innovative sanitaryware and washroom solutions suitable for all secure environments.

Where accountability and compliance is key, you can have full trust in us to always deliver reliable, innovative and efficient washroom solutions.

### ROBUST, RELIABLE, LONG-LASTING BASINS

**Featured model:**  
anti-ligature solid surface wash basin



### ROBUST, RELIABLE, LONG-LASTING WC PANS

**Featured model:**  
anti-ligature solid surface WC pan



**"Wallgate is the UK market leader when it comes to prison cell sanitaryware and cell controls. They are always extremely helpful and professional; and provide excellent technical support from procurement to commissioning. Wallgate is open to new ideas, developing their products, service, packaging and delivery methods to suit our project requirements. I would definitely recommend Wallgate's custodial products and I shall use them on future custodial projects."**

Senior Project Engineer, Skanska



### WALLGATE RETRO-FIT SANITARYWARE FITTED AT HMP LOWDHAM GRANGE

HMP Lowdham Grange, situated in Nottingham, has undertaken two extensions over the past decade. Operated by private service provider Serco Group, it was built in 1998 as the third prison in the private sector to hold 500 male prisoners.

Over time, a further house block was commissioned to increase operational capacity to 656 places, followed by the opening of a further two house blocks more recently, to provide high quality accommodation for a further 260 prisoners.

Serco required a bespoke solution that resulted in retro-fit basins, shower controllers and WC pans being installed in place of the original damaged porcelain product. These retro-fit basins provided a long lasting solution in high security environments.

Serco Facilities Manager commented: "Wallgate were keen to listen to us and develop a new product to suit our needs. They were proactive innovative thinkers and that is paramount to us at Lowdham Grange.

"We also fitted a communal shower area within the prison whereby one controller controls eight showers, saving money on maintenance and repairs. Their products are robust, the service is always friendly and helpful; we will continue to use Wallgate in the future," he added.



# DURABLE SANITARYWARE FOR POLICE CUSTODY & IMMIGRATION CELLS

Washrooms for police custody facilities must be robust and anti-ligature to the highest of standards.

Our highly robust and anti-ligature solid surface sanitaryware products are BS EN33 compliant; low flush volume approved and UK Home Office approved, and are specifically engineered to withstand extremely

hard treatment with heightened anti-ligature properties, purposefully for use in police custody environments.

## HOW DOES WALLGATE SANITARYWARE BENEFIT THE POLICE SECTOR?

- APPROVED:** All products meet the highest industry, market and national approvals
- ROBUST:** Sturdy in construction, designed to withstand impact and can operate without failure under a variety of conditions
- ANTI-LIGATURE:** Designed and tested to reduce the risk of being used as a ligature attachment point
- ANTI-VANDAL:** Products designed and manufactured to withstand deliberate destruction or damage
- DURABILITY:** Capable of withstanding wear and tear or decay over many years of use
- USER MANAGEMENT:** Intelligently controlling user usage to maximise efficiencies while recording data and patterns for analysis



**“Wallgate offer fantastic service from the off; they have a helpful team from sales through to technical. I would highly recommend Wallgate and I will definitely be using them for all projects moving forward where anti-ligature sanitaryware is required.”**

Adam Bagley  
Project Engineer, SES Engineering Services



Nationwide, there are many police forces and immigration centres that already trust us to provide them with their sanitaryware products and washroom solutions.

With over 40 years' experience consistently delivering quality services to some of the most extreme environments, we have the ability, expertise and accreditations to tackle any project.

## ROBUST, ANTI-LIGATURE, LONG-LASTING BASINS



**Featured model:**  
anti-ligature solid surface  
recessed wash basin

## ROBUST, RELIABLE, LONG-LASTING WC PANS



**Featured model:**  
anti-ligature solid  
surface corner  
WC pan

**SOLID  
SURFACE**  
SEE PAGE 47  
FOR MORE



## WALLGATE A PART OF NEW STATE-OF-THE-ART CUSTODY SUITE

West Midlands Police Central Custody Suite, a new 60-bed facility in Oldbury, opened in early 2016. Complete with en-suite cells, it has been kitted out with the latest state-of-the-art equipment, to ensure a safer environment for staff and detainees. The new generation of custody suites set high standards for their washrooms and sanitaryware; the goal was to showcase a new approach to policing, not just a new building.

Industry leading engineering provider, Lorne Stewart was involved in the technical submissions and procurement stages as the M&E contractor. Having worked with Wallgate previously, confidence in product reliability and service support was a given. Each building contains 60 holding cells; the Oldbury site houses smaller offices and Perry Barr central custody suite has dedicated facilities for partners working in mental health, substance misuse and immigration.

Wallgate products were installed in the cell blocks. Stewart Parsons, Mechanical Project Engineer commented, “Wallgate’s products are undoubtedly the best on the market. Their products are robust, easy to clean and extremely long-lasting. If you want an intelligent, smart, washroom solution then use Wallgate.”

# SECURE PRODUCTS



## ROBUST, DURABLE BASINS

In the secure sector, anti-ligature and anti-vandal sanitaryware are paramount factors to consider when installing washrooms.

Our range of basins cater for all applications including the highest risk areas and environments.

Made from highly robust solid surface material, they are normal in appearance and many have anti-ligature properties.

There are a range of options available, to suit specific needs, and all can be coupled with our powerful water management systems.

### FEATURES AND BENEFITS

- Extremely tough design
- Robust and ligature resistant
- Long lasting, proven 25 years+ product life
- Reduced operating costs
- Ease-of-installation
- Non-institutional in appearance

SOLID SURFACE  
SEE PAGE 47 FOR MORE





## EXTREMELY DURABLE WC PANS

Our range of WC pans are made of highly damage-resistant, high grade solid surface material.

All models are of domestic appearance to assist in normalising the environment and are anti-ligature in design.

Although suitable for use without a seat, a wide range of anti-ligature seat options are available.

With dual flush approval and available in both P and S trap configurations our WCs are compatible with a wide range of flushing methods.

### FEATURES AND BENEFITS

- Highly robust
- Improved hygiene
- Designed for seat-less use
- Anti-ligature design
- Easily re-finished to retain appearance
- Enables S or P trap waste connections
- Non-institutional in appearance
- Disabled options

SOLID SURFACE  
SEE PAGE 47  
FOR MORE



## HIGHLY EFFICIENT FLUSHING SYSTEMS

We offer a wide selection of WC and urinal flush options available as standalone items or used in conjunction with our sanitaryware ranges.

These include electronic, pneumatic and mechanical cisterns and direct flushing valves with a wide range of robust activation devices.

- Highly water efficient
- Minimal service duct space required
- Concealed to prevent abuse
- Dual flush capability
- Robust and reliable
- Piezo and/or infrared electronic activation

INNOVATIVE  
TECHNOLOGY  
INSIDE



## SHOWERS

We have a number of anti-ligature shower activation options ranging from simple pre-set single temperature, through to thermostatically controlled user choice, catering for the highest security environments.

Each can be dispensed through wall or ceiling mounted safe anti-ligature shower heads including a detachable option. All are managed by our WDC range of controllers.

### FEATURES AND BENEFITS

- Anti-ligature
- Highly robust
- Very low maintenance
- Capable of low flow rate
- Integrates with our controllers



## INTELLIGENT WATER CONTROLS

We supply a comprehensive range of electronic, mechanical and pneumatic water-activation methods for our WCs, basins and showers together with a range of highly capable and flexible electronic controls.

The electronic controller range has the ability to manage water only or water, lighting and power to one or two rooms. Incorporating features such as timed flow, purge cycles, time slots and lock outs, they also log and store individual outlet activity for analysis.

The electronics can be networked to a central control point for remote operation or operate as independent devices.

While our controls are designed to integrate seamlessly with our specialist range of sanitaryware,

they can also be supplied as a standalone system to give the benefits of a well-managed control system when used with existing sanitaryware.

In addition to the above, a range with pneumatic activation is available.




### FEATURES AND BENEFITS

- Automatic timed flow
- Automatic lockouts
- Fully programmable
- Operates up to 8 outlets
- Fully plug and play
- Low voltage, Infrared or Piezo activation
- Hygiene and maintenance purging
- Remote water, power and light isolation
- Local or networked capability
- Automatic data logging – all parameters



## SECURE WASHROOM ACCESSORIES

We provide a range of anti-ligature washroom accessories to complement our main sanitaryware items including taps, hand rails, shelves, mirrors, toilet roll holders and water outlets, all of which are made to the exact same highly robust standards.




### POPULAR ACCESSORIES

Our accessories have been specifically developed to complement our core range of sanitaryware products providing you with a fully integrated washroom.

#### The range includes:

- Mirrors
- Shelves
- Toilet roll holders
- Thermostatic mixing valves
- Manifold assemblies
- Key switches
- Urinals
- Anti-ligature grab rails
- Anti-ligature taps



MORE ONLINE



# INNOVATIVE TECHNOLOGY

Innovation is at the heart of our ambition to continue being the market-leading provider of sanitaryware products and washroom solutions, worldwide.

Continuous innovation and rapid transformation have been themes throughout our history, which, as a company traces back to the 1970s with the invention and installation of the first all-in-one hand wash dryer in the UK.

Technology and product development are central to our plans, to keep providing our customers with the ideal solution that fits each and every one of their project needs.

Our close working relationships with customers is key to our product development ethos, giving us insight into the needs of our customers as well as specifiers and end users. We aim to develop products that have purpose, so that our customers use them again and again.

In 2016, we introduced our new dementia-friendly sanitaryware range. This includes a WC flush, basin taps and a shower activation that purposely look, feel and behave as 'normal' and 'familiar' to those with dementia yet provide control over the water flow, helping to retain their independence.

We are excited and enthusiastic by the prospect of making a positive difference to peoples' experiences and care; something we are passionate about.

Our innovative and willing-to-help approach guides and dictates how we work, and how we work with others, working hard together to produce the perfect designs and best-fit products so we always achieve the most effective and efficient end result.



# SOLID SURFACE TECHNOLOGY

Our solid surface is made from a combination of specially formulated Polyester resin together with an extremely high grade Aluminium Trihydrate resulting in a very tough, high impact, chemical and fire-resistant material.

Our solid surface is manufactured without the use of a gel coated surface enabling the product to be continuously refreshed and renewed looking unspoilt for its life. The material meets the highest levels of durability and fire resistance.

Solid surface products have enabled end users to benefit from high quality sanitaryware, eliminating many of

the problems experienced by the use of conventional washroom materials and products.

The nature of the solid surface ensures products have longevity, typically 25 years or more. It is an ideal solution in environments such as commercial, healthcare and secure facilities where standard sanitaryware is not enough.

All our solid surface products meet our own very high quality and aesthetic standards, as well as the industry's national and international performance standards.

## SOLID SURFACE BENEFITS

- Highly impact resistant
- Bespoke designs
- Innovative
- Wide colour range
- Normalises the environment
- Stain resistant
- Non-flammable
- Renewable surface

## SOLID AND SPECKLED-EFFECT COLOURS

Various colour options are on offer and custom colours are available on request, meaning you will find exactly what you are looking for.



# HAND SOAP & CLEANING MATERIALS

The Walcare range offers a low cost option through to a more specialised version for at risk users. Available in 2.5 or 5 litre containers, all are formulated to provide a continuous trouble free operation. When used in our Thrii hand wash dryer units our soap can be dispensed as liquid or foam.

We offer a pack containing all of the materials required for everyday cleaning, refreshing and re-finishing to keep your solid surface both hygienic and in pristine condition.



DETAILS  
ONLINE



# ASSURED AFTERCARE

As a company we treat aftercare very seriously. When you are buying a washroom you can be assured that great care and attention is paid to ensure your project is delivered to the highest quality possible. An extensive after-sales service is available, including:

- ▮ Nationwide service engineers
- ▮ Technical support
- ▮ Commissioning
- ▮ Training
- ▮ Genuine parts
- ▮ Soap and consumables
- ▮ Maintenance contracts
- ▮ Network commissioning

96%

OF OUR CUSTOMERS  
CONTINUE TO  
RECOMMEND US



**Wallgate**<sup>®</sup>  
ROBUST. INNOVATIVE. WASHROOMS

## ANTI-LIGATURE

Recently we have become aware that there is some inconsistency in the market as to the exact meaning of 'anti-ligature'. Where we use this phrase in connection with our products it means that we have designed and tested the product in order to reduce any risk of that product being used as a ligature attachment point.



# DISCUSS YOUR NEXT PROJECT WITH OUR EXPERT TEAM

If you have an upcoming project you feel could benefit from our innovative products and want some helpful advice, contact our technical team:

**Tel:** +44 (0) 1722 744 594

**Email:** [sales@wallgate.com](mailto:sales@wallgate.com)

**Web:** [wallgate.com](http://wallgate.com)



**96%**

OF OUR CUSTOMERS  
CONTINUE TO  
RECOMMEND US



**Wallgate®**  
ROBUST. INNOVATIVE. WASHROOMS